

Ver. 1

HONG SUNG BRAKE

The best materials can guarantee the best quality
The best quality will guarantee the best safety

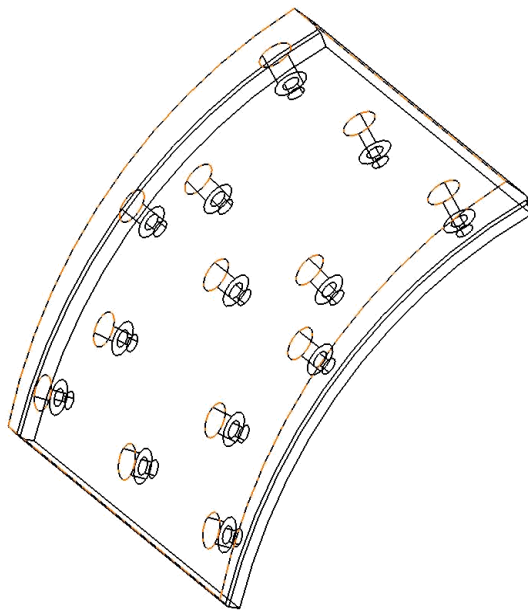
CATALOGUE



홍성브레이크

HSB Part Number List & Identification

HSB Brake Lining List



Important Notes

Although the greatest care has been taken in compiling this catalogue, we can not assume any responsibility for mistake or omissions as to vehicle data or the products information.

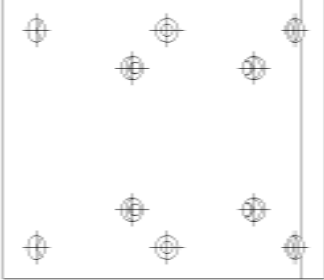

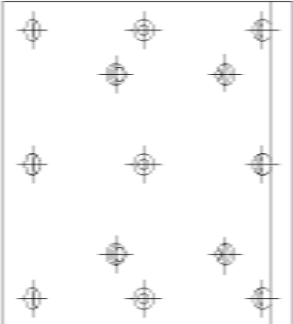
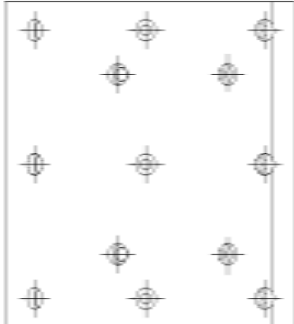
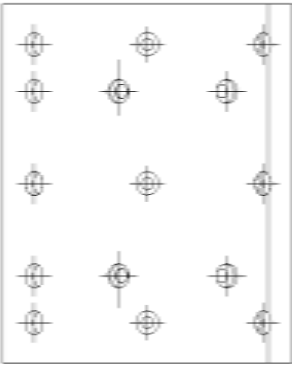
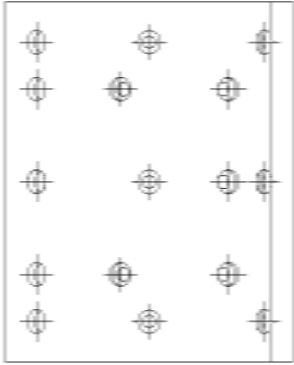
Other manufacturers name, part numbers and drawings are used for reference purpose only and their use does not imply and connection with HSB.

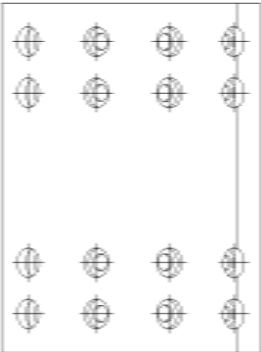
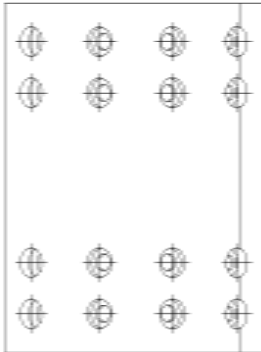
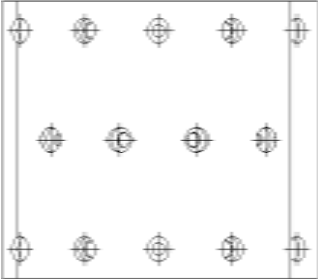
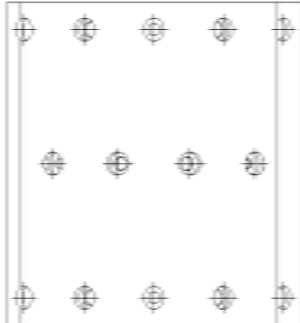
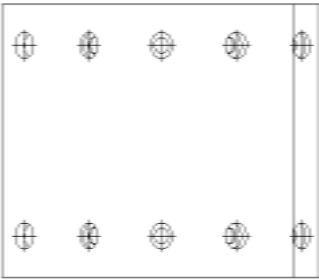
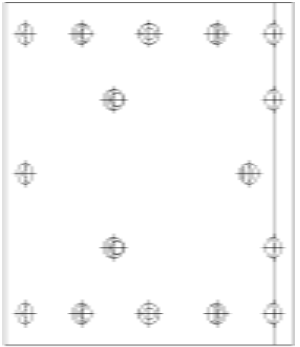
All rights of this publication are reserved.

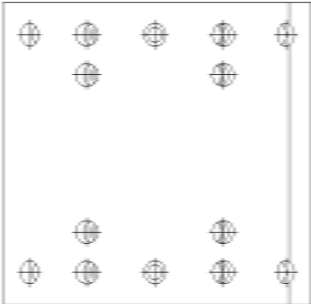
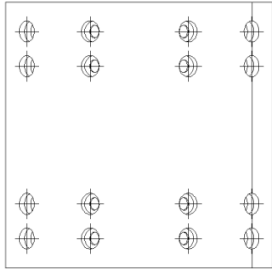
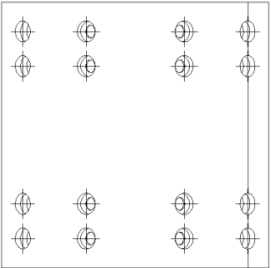
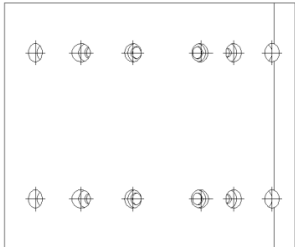
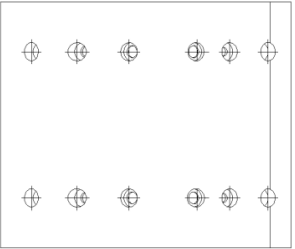

No part of this publication may be reproduced without the prior permission of HSB.


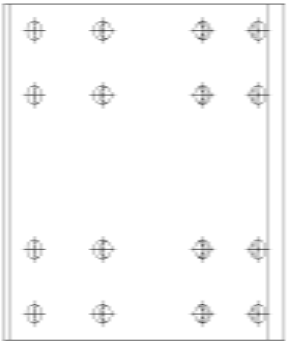
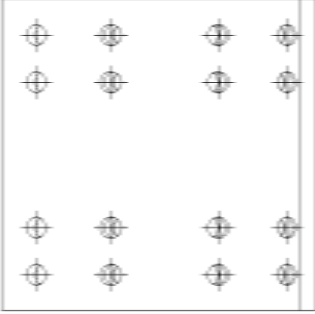
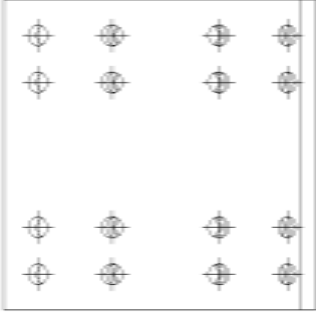
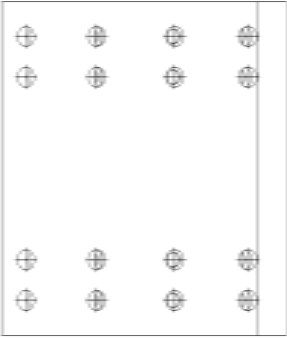

Details shall be fit down at the time of ordering.

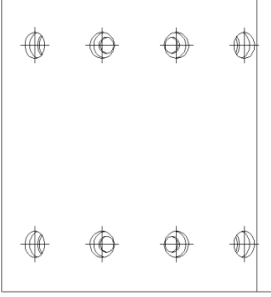

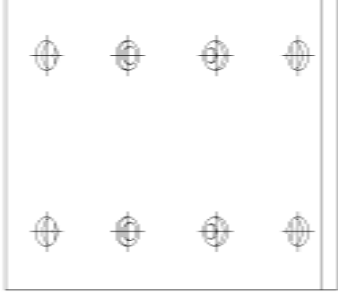
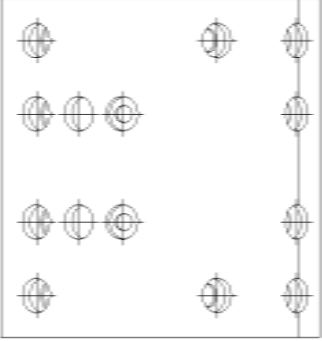
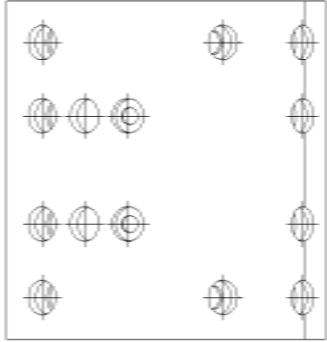
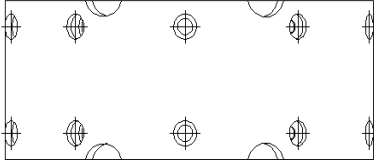


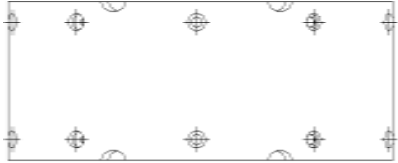
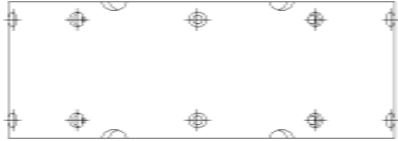
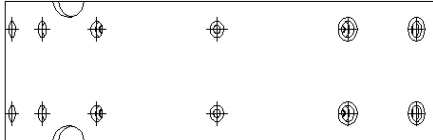
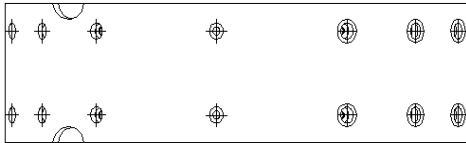
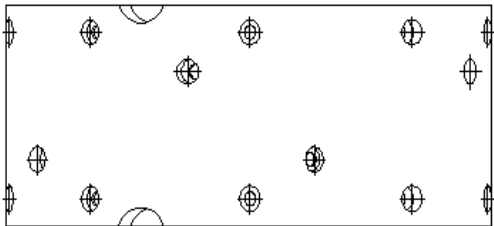
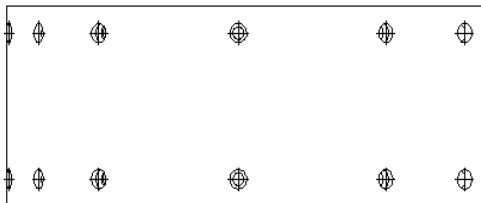
HSB NO.	MODEL	PO.	HSB NO.	MODEL	PO.
HL0015	HYUNDAI GA540 BUS	ANCHOR-FRONT	HL0016	HYUNDAI GA540 BUS	CAM-FRONT
 <p>W 156 X R 199 X L 181 X T1 17.7 X T2 11.3</p>			 <p>W 156 X R 199 X L 184 X T1 18.5 X T2 16.5</p>		
HSB NO.	MODEL	PO.	HSB NO.	MODEL	PO.
HL0017	HYUNDAI GA540 BUS	ANCHOR-REAR	HL0018	HYUNDAI GA540 BUS	CAM-REAR
 <p>W 208 X R 199 X L 180 X T1 17.7 X T2 11.3</p>			 <p>W 208 X R 199 X L 184 X T1 18.5 X T2 16.5</p>		
HSB NO.	MODEL	PO.	HSB NO.	MODEL	PO.
HL0027	HYUNDAI N/GA540 BUS	ANCHOR-REAR	HL0028	HYUNDAI N/GA540 BUS	CAM-REAR
 <p>W 220 X R 199 X L 182 X T1 17.6 X T2 10.5</p>			 <p>W 220 X R 199 X L 186 X T1 18.3 X T2 16.0</p>		

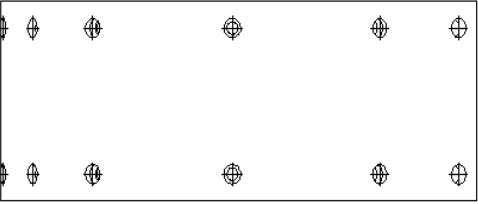
HSB NO.	MODEL	PO.	HSB NO.	MODEL	PO.
HL0047	HYUNDAI UIVERSE	ANCHOR-REAR	HL0048	HYUNDAI UIVERSE	CAM-REAR
 <p>W 200 X R 199 X L 150 X T1 19.5 X T2 17.0</p>			 <p>W 200 X R 199 X L 150 X T1 19.7 X T2 17.7</p>		
HSB NO.	MODEL	PO.	HSB NO.	MODEL	PO.
HL0211	HYUNDAI 15TON TRUCK	FRONT	HL0212	HYUNDAI 15TON TRUCK	REAR
 <p>W 140 X R 189 X L 191 X T1 15.5</p>			 <p>W 200 X R 189 X L 190 X T1 15.5</p>		
HSB NO.	MODEL	PO.	HSB NO.	MODEL	PO.
HL0221	HYUNDAI SUPER TRUCK	FRONT	HL0222	HYUNDAI SUPER TRUCK	REAR
 <p>W 156 X R 187 X L 191 X T1 15.3</p>			 <p>W 220 X R 187 X L 191 X T1 15.3</p>		

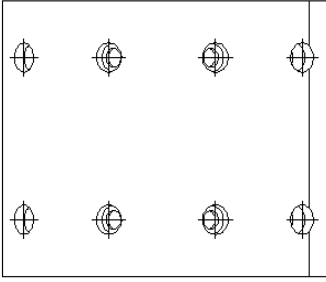
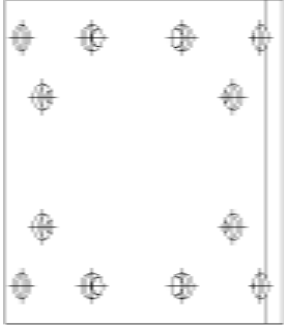
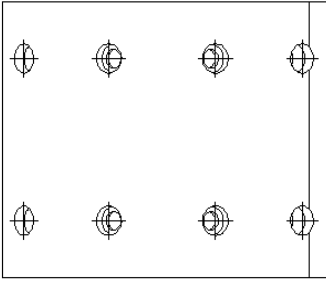

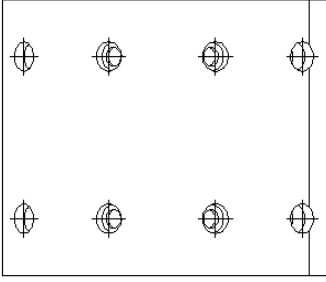

HSB NO.	MODEL	PO.	HSB NO.	MODEL	PO.
HL0241	HYUNDAI 19.5TON(SL) TRUCK	FRONT	HL0257	HYUNDAI 24TON TRUCK	ANCHOR-REAR
 <p>W 177 X R 188 X L 196 X T1 18.6</p>			 <p>W 178 X R 203 X L 192 X T1 18.0 X T2 11.3</p>		
HSB NO.	MODEL	PO.	HSB NO.	MODEL	PO.
HL0258	HYUNDAI 24TON TRUCK	CAM-REAR	HL0277	HYUNDAI 25TON 3AXIS TRUCK	ANCHOR-REAR
 <p>W 178 X R 203 X L 186 X T1 19.0 X T2 15.9</p>			 <p>W 152 X R 203 X L 194 X T1 18.6 X T2 11.8</p>		
HSB NO.	MODEL	PO.	HSB NO.	MODEL	PO.
HL0277	HYUNDAI 25TON 3AXIS TRUCK	CAM-REAR	HL0295	HYUNDAI SUPER TRACTOR	ANCHOR-FRONT
 <p>W 152 X R 203 X L 189 X T1 19.2 X T2 16.1</p>			 <p>W 200 X R 204 X L 196 X T1 18.8 X T2 11.5</p>		

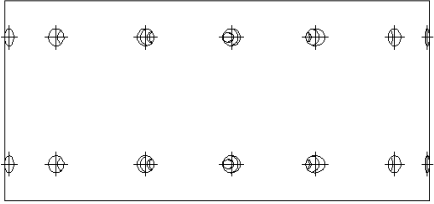
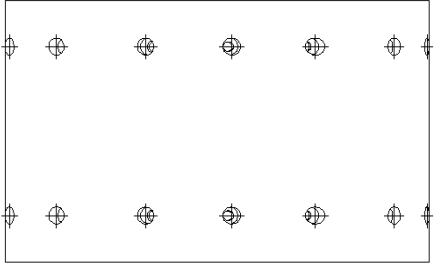
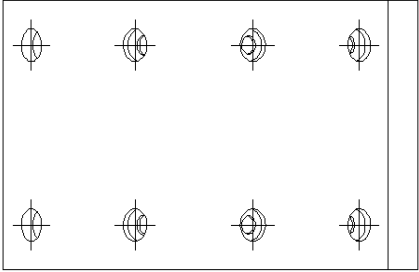
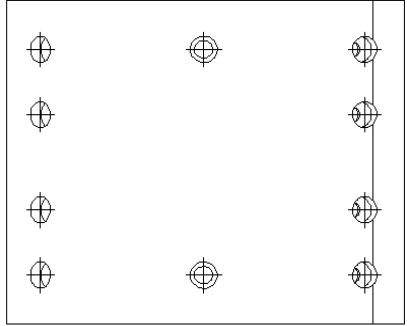
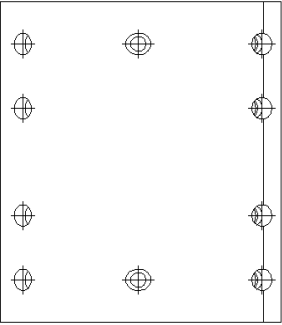
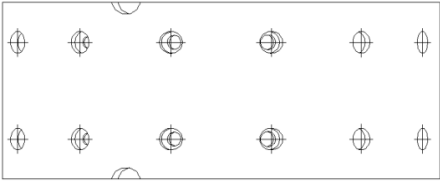
HSB NO.	MODEL	PO.	HSB NO.	MODEL	PO.
HL0296	HYUNDAI SUPER TRACTOR	CAM-FRONT	HL0299	HYUNDAI SUPER TRACTOR 2AXIS	REAR
 <p>W200 X R 204 X L 196 X T1 19.5 X T2 16.5</p>			 <p>W 220 X R 203 X L 196 X T1 21.0 X T2 14.5</p>		
HSB NO.	MODEL	PO.	HSB NO.	MODEL	PO.
HL0315	HYUNDAI ROCKWELL	ANCHOR-FRONT	HL0316	HYUNDAI ROCKWELL	CAM-FRONT
 <p>W 178 X R 203 X L 195 X T1 17.8 X T2 10.0</p>			 <p>W 178X R 203 X L 195 X T1 18.6 X T2 16.2</p>		
HSB NO.	MODEL	PO.	HSB NO.	MODEL	PO.
HL0322	HYUNDAI TRAGO	REAR	HL0711	HYUNDAI 5TON	FRONT
 <p>W 198 X R 195 X L173 X T1 19.5 X T2 15.0</p>			 <p>W 120 X R 148 X L 145 X T1 11.5</p>		

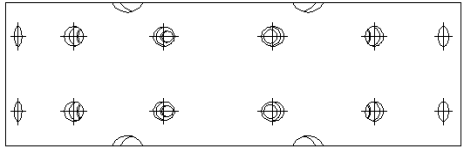
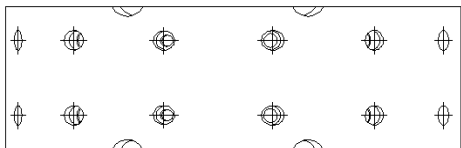
HSB NO.	MODEL	PO.	HSB NO.	MODEL	PO.
HL0712	HYUNDAI 5TON	REAR	HL0721	HYUNDAI AERO TOWN	FRONT
 <p>W 150 X R 148 X L 145 X T1 11.5</p>			 <p>W 110 X R 172 X L 179 X T1 13.5</p>		
HSB NO.	MODEL	PO.	HSB NO.	MODEL	PO.
HL0722	HYUNDAI AERO TOWN	REAR	HL0737	HYUNDAI N/AERO	ANCHOR-REAR
 <p>W 150 X R 172 X L 179 X T1 13.5</p>			 <p>W 159 X R 164 X L 155 X T1 16.0</p>		
HSB NO.	MODEL	PO.	HSB NO.	MODEL	PO.
HL0738	HYUNDAI N/AERO	CAM-REAR	HL0749	HYUNDAI COUNTY	FRONT/REAR
 <p>W 159 X R 164 X L 155 X T1 16.0</p>			 <p>W 85 X R 152 X L 300 X T1 10.0</p>		

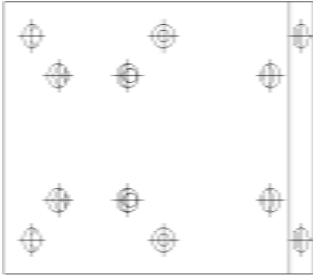
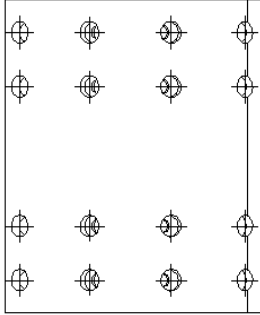
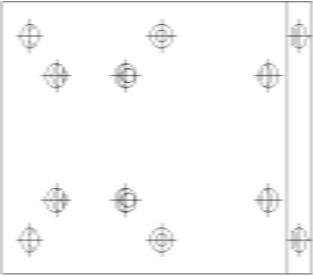

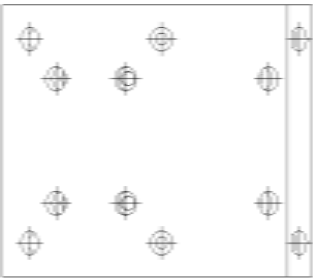
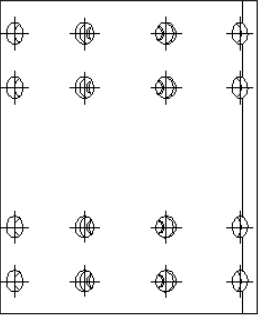
HSB NO.	MODEL	PO.	HSB NO.	MODEL	PO.
HL0759	HYUNDAI MIGHTY 3.5TON	FRONT/ REAR	HL0769	HYUNDAI MIGHTY 2.5TON HIGH-DECK	FRONT/ REAR
 <p>W 85 X R 152 X L 305 X T1 8.5</p>			 <p>W 75X R 150 X L 301 X T1 10.5</p>		
HSB NO.	MODEL	PO.	HSB NO.	MODEL	PO.
HL0777	HYUNDAI MIGHTY 2.5TON LOW-DECK	SHORT BODY	HL778	HYUNDAI MIGHTY 2.5TON LOW-DECK	LONG BODY
 <p>W 75 X R 145 X L 279 X T1 7.1</p>			 <p>W 75 X R 145 X L 279 X T1 10.7</p>		
HSB NO.	MODEL	PO.	HSB NO.	MODEL	PO.
HL0799	HYUNDAI E-MIGHTY 3.5TON	FRONT/ REAR	HL0807	HYUNDAI E-MIGHTY 2.5TON LOW-DECK	SHORT BODY
 <p>W 109.5 X R 147 X L 298.5 X T1 10.5</p>			 <p>W 84.5 X R 145.5 X L 279 X T1 5.9 X T2 6.5</p>		

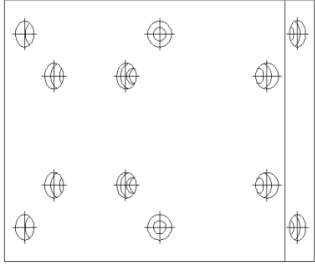
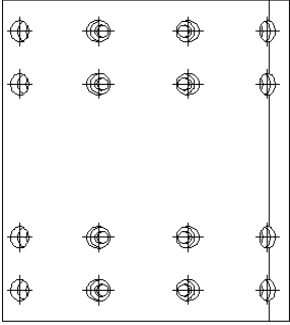
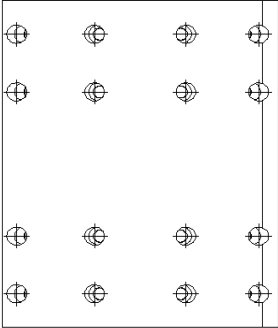
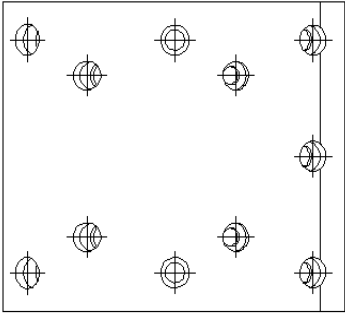
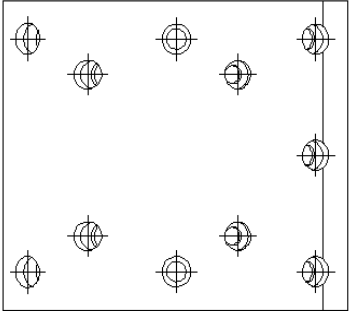
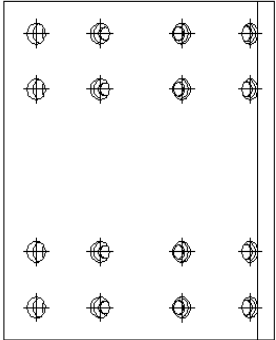
HSB NO.	MODEL	PO.	HSB NO.	MODEL	PO.
HL0808	HYUNDAI E-MIGHTY 2.5TON LOW-DECK	LONG BODY			
 <p>W 84.5 X R 145.5 X L 319 X T1 8.9 X T2 10.0</p>					
HSB NO.	MODEL	PO.	HSB NO.	MODEL	PO.
HSB NO.	MODEL	PO.	HSB NO.	MODEL	PO.

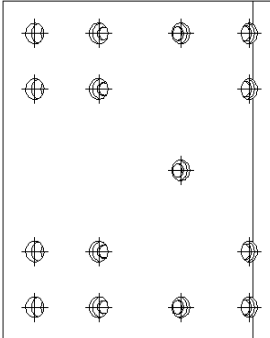
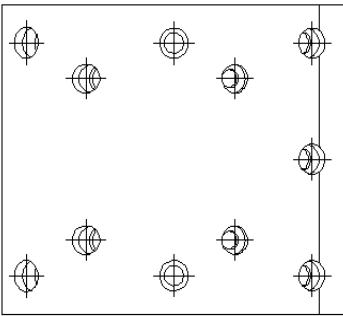
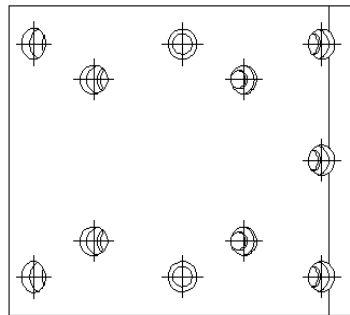
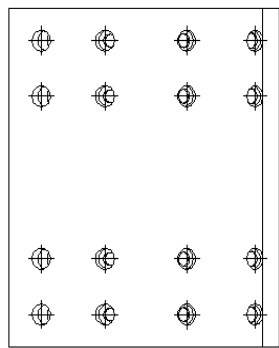
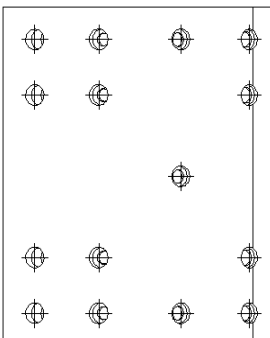
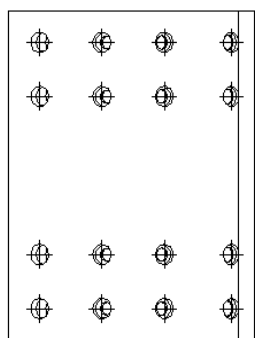
HSB NO.	MODEL	PO.	HSB NO.	MODEL	PO.
HL1021	KIA N/AM939 BUS Ø6mm	FRONT	HL1022	KIA AM939 BUS Ø6mm	REAR
 <p>W 147 X R 189 X L 195 X T1 15.7</p>			 <p>W 216X R 189 X L 195 X T1 15.7</p>		
HSB NO.	MODEL	PO.	HSB NO.	MODEL	PO.
HL1031	KIA N/AM939 BUS Ø7mm	FRONT	HL1032	KIA AM939 BUS Ø7mm	REAR
 <p>W 147 X R 189 X L 195 X T1 15.7</p>			 <p>W 216X R 189 X L 195 X T1 15.7</p>		
HSB NO.	MODEL	PO.	HSB NO.	MODEL	PO.
HL1061	KIA N/AM939 BUS Ø7mm (OVER SIZE)	FRONT	HL1062	KIA AM939 BUS Ø7mm (OVER SIZE)	REAR
 <p>W 147 X R 189 X L 195 X T1 16.7</p>			 <p>W 216X R 189 X L 195 X T1 16.7</p>		

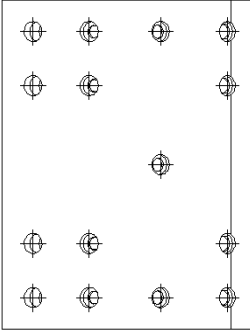
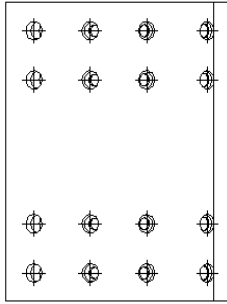
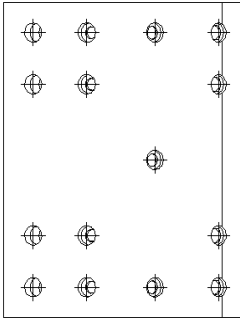
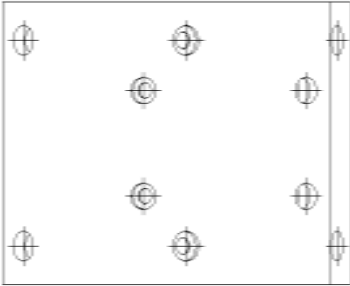
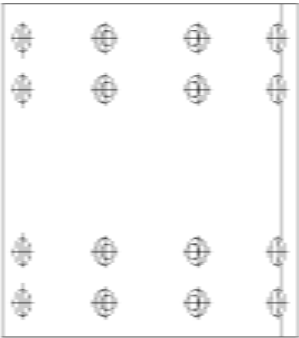
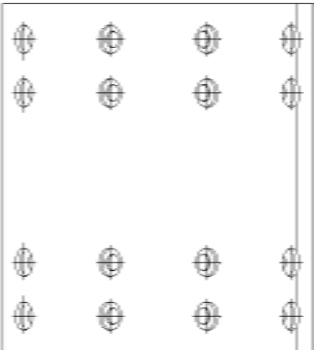
HSB NO.	MODEL	PO.	HSB NO.	MODEL	PO.
HL1711	KIA RHINO	FRONT	HL1712	KIA RHINO	REAR
 <p>W 110 X R 147 X L 294 X T1 13.0</p>			 <p>W 125 X R 147 X L 294 X T1 13.0</p>		
HSB NO.	MODEL	PO.	HSB NO.	MODEL	PO.
HL1721	KIA AM818	FRONT	HL1722	KIA AM818	REAR
 <p>W 110 X R 172 X L 178 X T1 12.8</p>			 <p>W 135 X R 172 X L 178 X T1 12.8</p>		
HSB NO.	MODEL	PO.	HSB NO.	MODEL	PO.
HL1769	KIA EY320	REAR	HL1769	KIA POWER COMBI	FRONT
 <p>W 150 X R 148 X L 143 X T1 12.5</p>			 <p>W 95 X R 148 X L 287 X T1 9.5</p>		

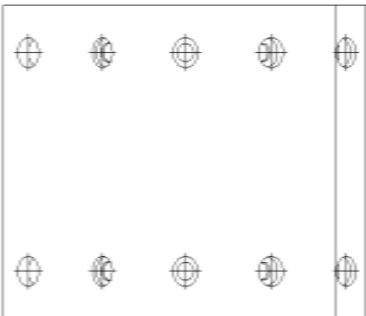
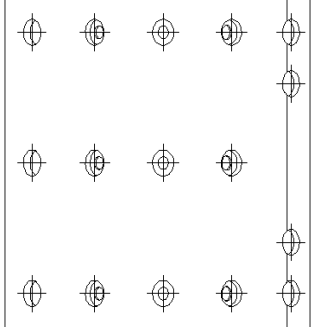
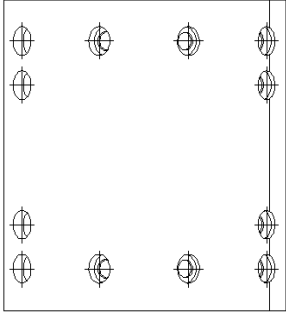
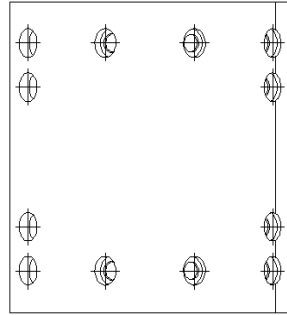
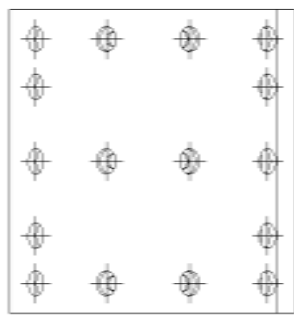
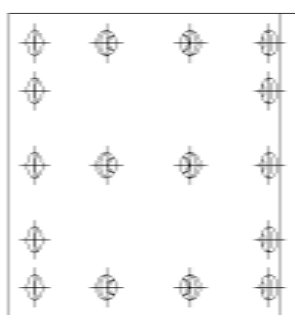
HSB NO.	MODEL	PO.	HSB NO.	MODEL	PO.
HL1771	KIA JUMBO TITAN	FRONT	HL1772	KIA JUMBO TITAN	REAR
 <p>W 75 X R 152 X L 304 X T1 8.2</p>			 <p>W 75 X R 152 X L 304 X T1 8.2</p>		
HSB NO.	MODEL	PO.	HSB NO.	MODEL	PO.
HSB NO.	MODEL	PO.	HSB NO.	MODEL	PO.

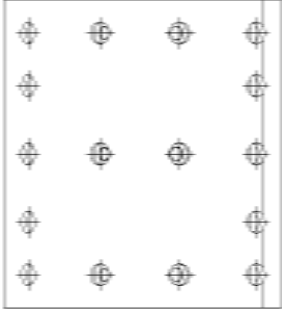
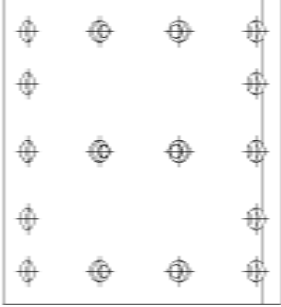
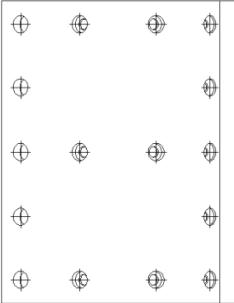
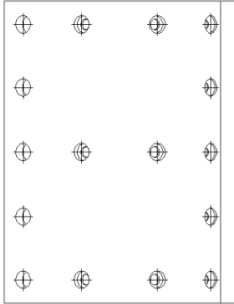
HSB NO.	MODEL	PO.	HSB NO.	MODEL	PO.
HL2011	DAEWOO BUS OEM	FRONT	HL2022	DAEWOO BUS OEM	REAR
 <p>W 155 X R 186 X L 188 X T1 19.6</p>			 <p>W 220 X R 186 X L 188 X T1 19.6</p>		
HSB NO.	MODEL	PO.	HSB NO.	MODEL	PO.
HL2021	DAEWOO N/BS106 BUS	FRONT	HL2022	DAEWOO N/BS106 BUS	REAR
 <p>W 155 X R 186 X L 188 X T1 18.8</p>			 <p>W 220 X R 186 X L 188 X T1 18.8</p>		
HSB NO.	MODEL	PO.	HSB NO.	MODEL	PO.
HL2031	DAEWOO BM090 BUS	FRONT	HL2032	DAEWOO BM090 BUS	REAR
 <p>W 155 X R 186 X L 188 X T1 18.8</p>			 <p>W 220 X R 186 X L 188 X T1 18.8</p>		

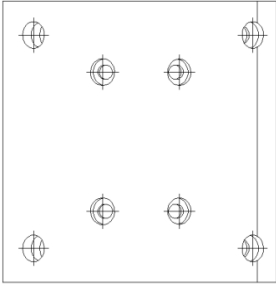
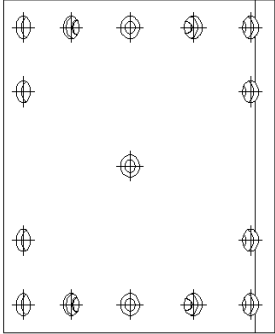
HSB NO.	MODEL	PO.	HSB NO.	MODEL	PO.
HL2041	DAEWOO BS106 BUS	FRONT	HL2042	DAEWOO BS106 BUS	REAR
 <p>W 155 X R 189 X L 191 X T1 16.0</p>			 <p>W 203 X R 189 X L 191 X T1 16.0</p>		
HSB NO.	MODEL	PO.	HSB NO.	MODEL	PO.
HL2062	DAEWOO ROYAL BUS	REAR	HL2105	DAEWOO BUS STEEL	ANCHOR-FRONT
 <p>W 216 X R 189 X L 195 X T1 16.0</p>			 <p>W 156 X R 198.5 X L 181 X T1 18.4 X T2 12.7</p>		
HSB NO.	MODEL	PO.	HSB NO.	MODEL	PO.
HL2106	DAEWOO BUS STEEL	CAM-FRONT	HL2107	DAEWOO BUS STEEL	ANCHOR-REAR
 <p>W 156 X R 198.5 X L 181 X T1 19.0 X T2 16.2</p>			 <p>W 220 X R 198.5 X L 184 X T1 18.4 X T2 12.7</p>		

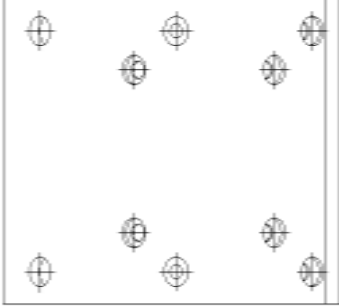
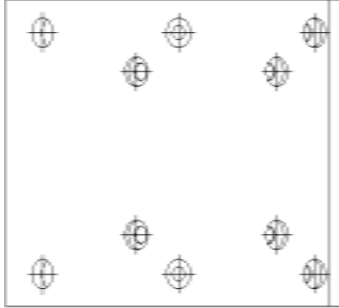
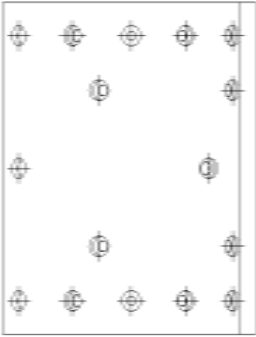
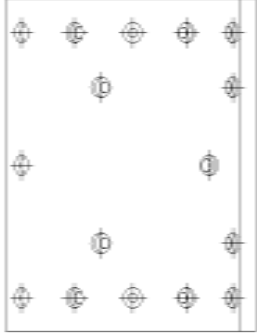
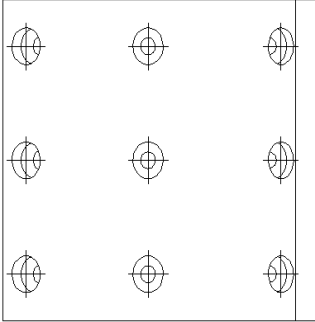
HSB NO.	MODEL	PO.	HSB NO.	MODEL	PO.
HL2108	DAEWOO BUS STEEL	CAM-REAR	HL2115	DAEWOO FX212 (A/S) LONG	ANCHOR-FRONT
 <p>W 220 X R 198.5 X L 184 X T1 19.0 X T2 16.2</p>			 <p>W 156 X R 198.5 X L 181 X T1 17.9 X T2 12.5</p>		
HSB NO.	MODEL	PO.	HSB NO.	MODEL	PO.
HL2116	DAEWOO FX212 (A/S) LONG	CAM-FRONT	HL2117	DAEWOO FX212 (A/S) LONG	ANCHOR-REAR
 <p>W 156 X R 198.5 X L 181 X T1 18.5 X T2 15.8</p>			 <p>W 220 X R 198.5 X L 184 X T1 17.9 X T2 12.2</p>		
HSB NO.	MODEL	PO.	HSB NO.	MODEL	PO.
HL2118	DAEWOO FX212 (A/S) LONG	CAM-REAR	HL2127	DAEWOO FX212 (OEM) SHORT	ANCHOR-REAR
 <p>W 220 X R 198.5 X L 184 X T1 18.5 X T2 15.7</p>			 <p>W 220 X R 198.5 X L 135.6 X T1 18.4 X T2 15.3</p>		

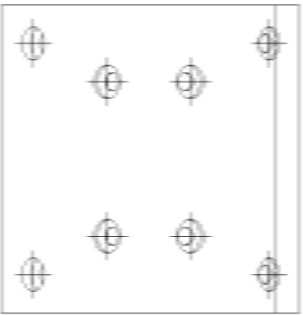
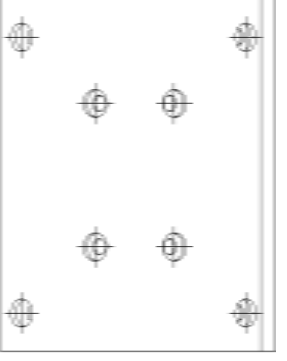
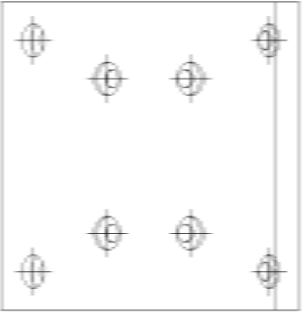
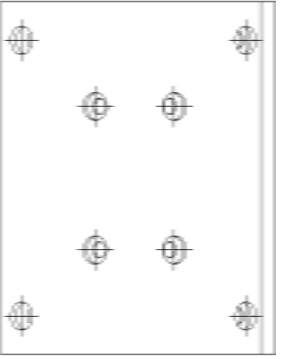
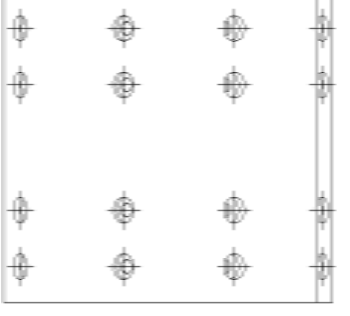
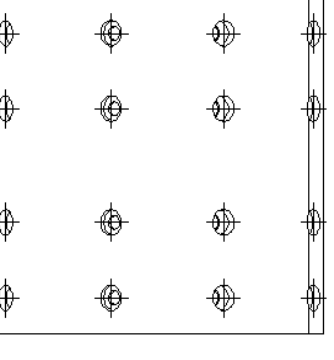
HSB NO.	MODEL	PO.	HSB NO.	MODEL	PO.
HL2128	DAEWOO FX212 (OEM) SHORT	CAM- REAR	HL2137	DAEWOO FX212 (A/S) SHORT	ANCHOR- REAR
 <p>W 220 X R 198.5 X L 139.6 X T1 19.0 X T2 18.09</p>			 <p>W 220 X R 198.5 X L 135.6 X T1 17.8 X T2 14.2</p>		
HSB NO.	MODEL	PO.	HSB NO.	MODEL	PO.
HL2138	DAEWOO FX212 (A/S) SHORT	CAM- REAR	HL2211	DAEWOO 15TON TRUCK	FRONT
 <p>W 220 X R 198.5 X L 139.6 X T1 19.35 X T2 16.3</p>			 <p>W 140 X R 189 X L 191 X T1 16.0</p>		
HSB NO.	MODEL	PO.	HSB NO.	MODEL	PO.
HL2212	DAEWOO 15TON TRUCK	REAR	HL2222	DAEWOO N/15TON TRUCK	REAR
 <p>W 177 X R 189 X L 191 X T1 16.0</p>			 <p>W 203 X R 189 X L 191 X T1 15.0</p>		

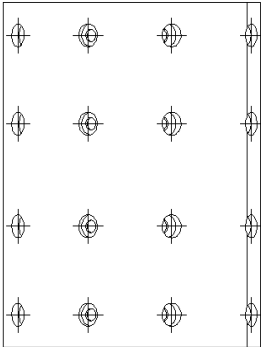
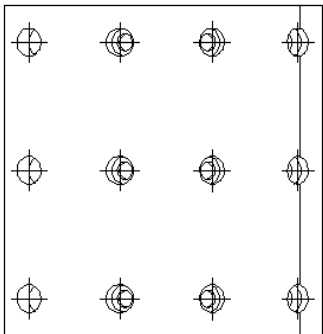
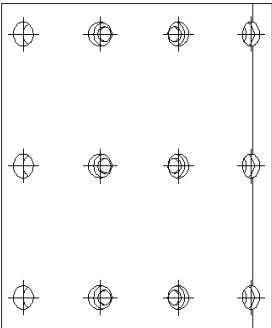
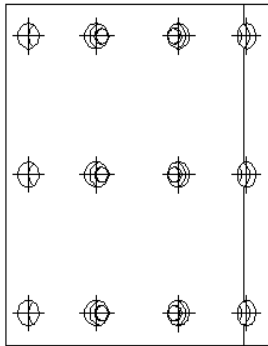
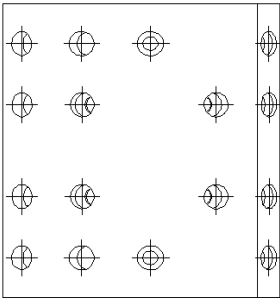
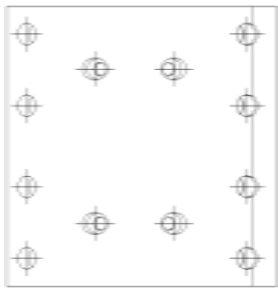
HSB NO.	MODEL	PO.	HSB NO.	MODEL	PO.
HL2231	DAEWOO 차세대	FRONT	HL2232	DAEWOO 차세대	REAR
 <p>W 155 X R 189 X L 191 X T1 15.3</p>			 <p>W 203 X R 189 X L 191 X T1 15.3</p>		
HSB NO.	MODEL	PO.	HSB NO.	MODEL	PO.
HL2257	DAEWOO NOVUS	ANCHOR-REAR	HL2258	DAEWOO NOVUS	CAM-REAR
 <p>W 160 X R 172 X L 160 X T1 14.6 X T2 9.0</p>			 <p>W 160 X R 172 X L 154 X T1 15.5 X T2 14.0</p>		
HSB NO.	MODEL	PO.	HSB NO.	MODEL	PO.
HL2265	DAEWOO NOVUS EURO 4	ANCHOR-FRONT	HL2266	DAEWOO NOVUS EURO 4	CAM-FRONT
 <p>W 190 X R 199 X L 179 X T1 17.5 X T2 12.0</p>			 <p>W 190 X R 199 X L 179 X T1 18.0 X T2 16.0</p>		

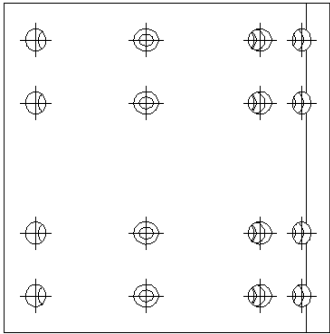
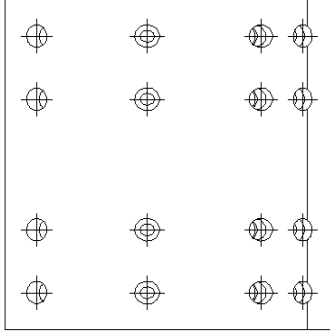
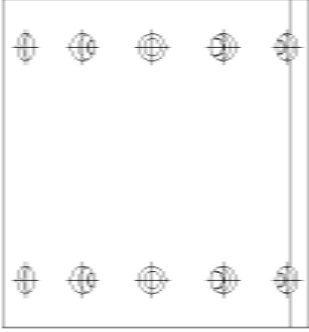
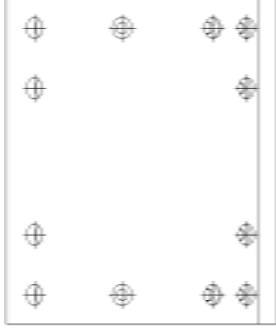
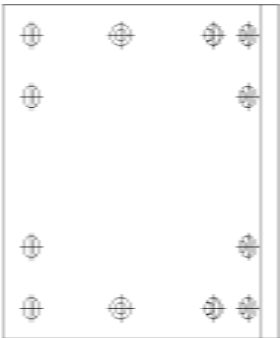
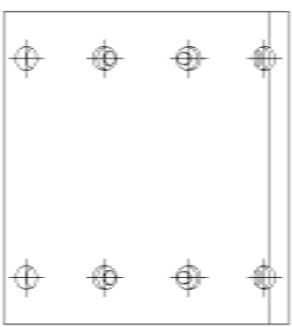
HSB NO.	MODEL	PO.	HSB NO.	MODEL	PO.
HL2267	DAEWOO NOVUS EURO 4	ANCHOR- REAR	HL2268	DAEWOO NOVUS EURO 4	CAM- REAR
 <p>W 203 X R 199 X L 179 X T1 17.5 X T2 12.0</p>			 <p>W 203 X R 199 X L 179 X T1 18.0 X T2 16.0</p>		
HSB NO.	MODEL	PO.	HSB NO.	MODEL	PO.
HL2277	DAEWOO NOVUS 24TON DUMP EURO 4	ANCHOR- REAR	HL2278	DAEWOO NOVUS 24TON DUMP EURO 4	CAM- REAR
 <p>W 220 X R 198.5 X L 135.6 X T1 17.5 X T2 12.0</p>			 <p>W 220 X R 198.5 X L 139.6 X T1 18.0 X T2 16.0</p>		
HSB NO.	MODEL	PO.	HSB NO.	MODEL	PO.

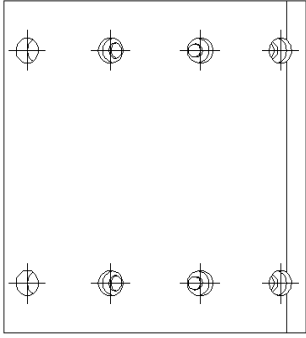
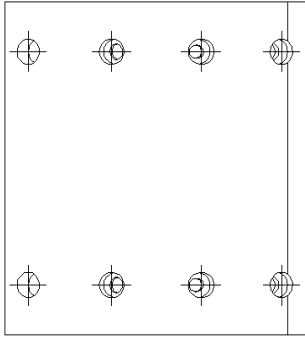


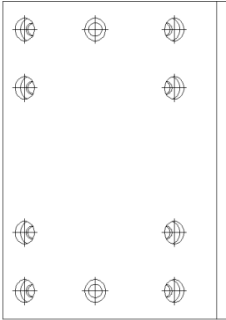
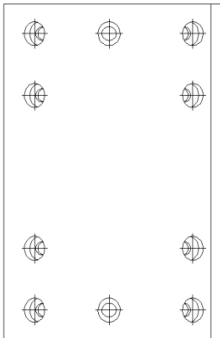
HSB NO.	MODEL	PO.	HSB NO.	MODEL	PO.
HL3211	SAMSUNG 15TON TRUCK	FRONT	HL3212	SAMSUNG 15TON TRUCK	REAR
 <p>W 147 X R 189 X L 195 X T1 16.0</p>			 <p>W 220 X R 189 X L 195 X T1 16.0</p>		
HSB NO.	MODEL	PO.	HSB NO.	MODEL	PO.
HSB NO.	MODEL	PO.	HSB NO.	MODEL	PO.

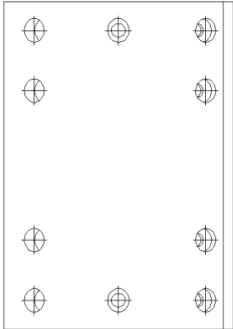
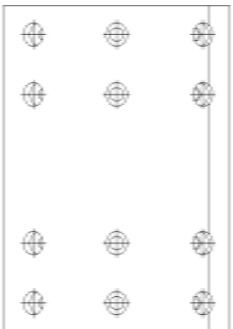
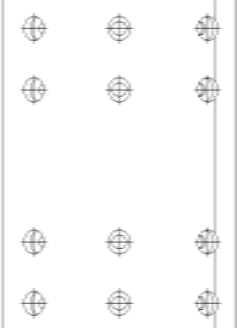

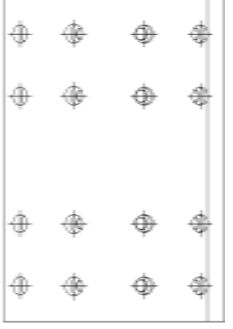
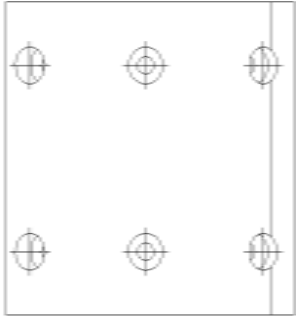
HSB NO.	MODEL	PO.	HSB NO.	MODEL	PO.
HL4015	SSANGYONG DA88 BUS	ANCHOR-FRONT	HL4016	SSANGYONG DA88 BUS	CAM-FRONT
 <p>W 160 X R 199 X L188 X T1 17.0 X T2 10.0</p>			 <p>W 160 X R 199 X L 191 X T1 18.2 X T2 16.0</p>		
HSB NO.	MODEL	PO.	HSB NO.	MODEL	PO.
HL4017	SSANGYONG DA88 BUS	ANCHOR-REAR	HL4018	SSANGYONG DA88 BUS	CAM-REAR
 <p>W 220 X R 199 X L 188 X T1 17.0 X T2 10.0</p>			 <p>W 220 X R 199 X L 191 X T1 18.2 X T2 16.0</p>		
HSB NO.	MODEL	PO.	HSB NO.	MODEL	PO.
HL4212	SSANGYONG DONG A(OLD)	REAR			
 <p>W 177 X R 188 X L 196 X T1 17.5</p>					



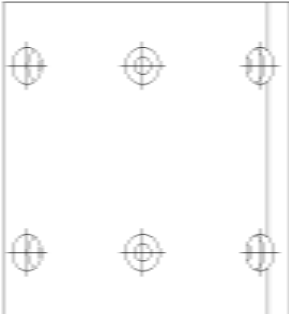
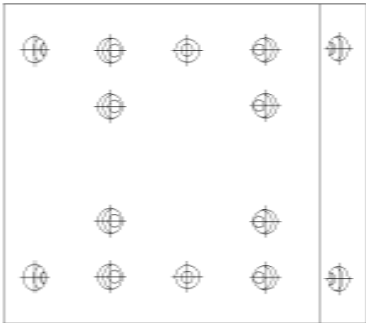
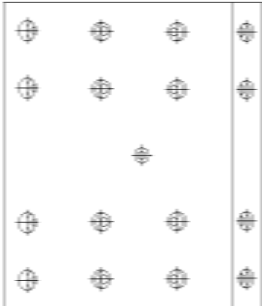
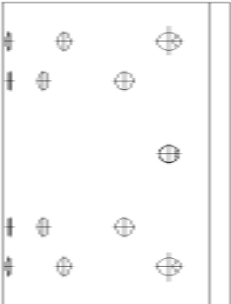
HSB NO.	MODEL	PO.	HSB NO.	MODEL	PO.
HL5211	BENZ (SAMSUNG MAN)	FRONT	HL5212	BENZ (SAMSUNG MAN)	REAR
 <p>W 179 X R 199 X L 178 X T1 16.7 X T2 12.5</p>			 <p>W 222 X R 199 X L 178 X T1 17.5 X T2 13.4</p>		
HSB NO.	MODEL	PO.	HSB NO.	MODEL	PO.
HL5221	BENZ (3534)	FRONT	HL5222	BENZ (3534)	REAR
 <p>W 179 X R 199 X L 178 X T1 16.7 X T2 12.5</p>			 <p>W 222 X R 199 X L 178 X T1 17.5 X T2 13.4</p>		
HSB NO.	MODEL	PO.	HSB NO.	MODEL	PO.
HL5231	SCANIA	FRONT	HL5232	SCANIA	REAR
 <p>W 178 X R 188 X L 233 X T1 19.2</p>			 <p>W 203 X R 188 X L 233 X T1 19.2</p>		

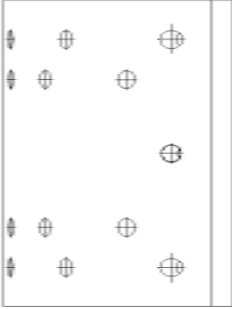
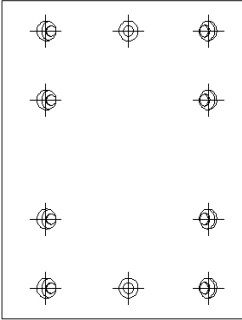
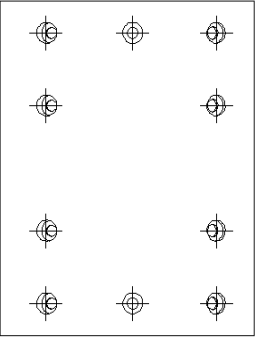
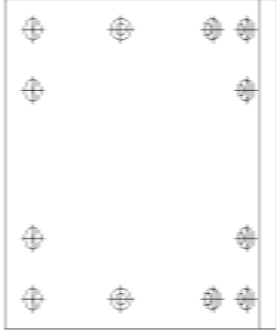
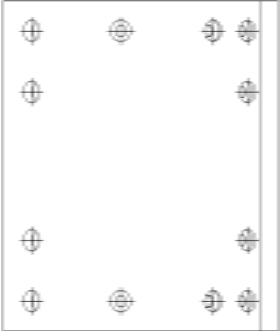
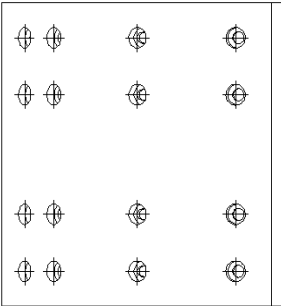
HSB NO.	MODEL	PO.	HSB NO.	MODEL	PO.
HL5233	SCANIA	LR	HL5241	VOLVO	FRONT
 <p>W 248 X R 188 X L 233 X T1 19.2</p>			 <p>W 173 X R 199 X L 177 X T1 18.5 X T2 14.4</p>		
HSB NO.	MODEL	PO.	HSB NO.	MODEL	PO.
HL5242	VOLVO	REAR	HL5252	N/VOLVO	REAR
 <p>W 199 X R 199 X L 179 X T1 18.5 X T2 14.4</p>			 <p>W 225 X R 199 X L 190 X T1 17.5 X T2 13.2</p>		
HSB NO.	MODEL	PO.	HSB NO.	MODEL	PO.
HL5262	IVECO(JURID)	REAR	HL5272	IVECO(ROCKWELL)	REAR
 <p>W 196.5 X R 195.5~193 X L 196 X T1 19.3 X T2 15.2</p>			 <p>W 196.5 X R 201~198.5 X L 196.5 X T1 19.3 X T2 12.5</p>		

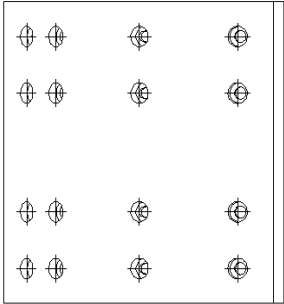


HSB NO.	MODEL	PO.	HSB NO.	MODEL	PO.
HL5517	FB485	ANCHOR-REAR	HL5518	FB485	CAM-REAR
 <p>W 178 X R 203 X L 192 X T1 18.32 X T2 11.6</p>			 <p>W 178 X R 203 X L 192 X T1 19.2 X T2 16.6</p>		
HSB NO.	MODEL	PO.	HSB NO.	MODEL	PO.
HL5522	BPW	REAR	HL5537	ROR TRAILER (ICP)	ANCHOR-REAR
 <p>W 200 X R 205 X L 204 X T1 17.6 X T2 12.0</p>			 <p>W 220 X R 199 X L 182 X T1 18.5 X T2 11.5</p>		
HSB NO.	MODEL	PO.	HSB NO.	MODEL	PO.
HL5538	ROR TRAILER (ICP)	CAM-REAR	HL5542	DU SEONG (178mm)	REAR
 <p>W 220 X R 199 X L 186 X T1 18.9 X T2 15.5</p>			 <p>W 178 X R 203 X L 192 X T1 18.6 X T2 11.6</p>		

HSB NO.	MODEL	PO.	HSB NO.	MODEL	PO.
HL5557	DU SEONG (200mm)	ANCHOR-REAR	HL5558	DU SEONG (200mm)	CAM-REAR
 <p>W 200 X R 203 X L 194 X T1 18.8 X T2 11.5</p>			 <p>W 200 X R 203 X L 194 X T1 19.5 X T2 16.5</p>		
HSB NO.	MODEL	PO.	HSB NO.	MODEL	PO.
HL5567	LOW-BED (DONG-A PRECISION MACHINERY)	ANCHOR-REAR	HL5568	LOW-BED (DONG-A PRECISION MACHINERY)	CAM-REAR
 <p>W 191 X R 149 X L 139 X T1 15.7 X T2 10.8</p>			 <p>W 191 X R 149 X L 136 X T1 16.0 X T2 14.5</p>		
HSB NO.	MODEL	PO.	HSB NO.	MODEL	PO.
HL5569	DONG-A PRECISION MACHINERYTOP	REAR	HL5577	LOW-BED(ROR)	ANCHOR-REAR
 <p>W 191 X R 149 X L 136 X T1 16.0 X T2 14.5</p>			 <p>W 189 X R149 X L 126 X T1 15.1 X T2 9.7</p>		

HSB NO.	MODEL	PO.	HSB NO.	MODEL	PO.
HL5578	LOW-BED(ROR)	CAM-REAR	HL5587	ROCKWELL LOW-BED	ANCHOR-REAR
 <p>W 189 X R 149 X L 160 X T1 15.9 X T2 13.5</p>			 <p>W 191 X R 149 X L 138 X T1 18.5 X T2 12.0</p>		
HSB NO.	MODEL	PO.	HSB NO.	MODEL	PO.
HL5588	ROCKWELL LOW-BED	CAM-REAR	HL5607	YORK LOW-BED	ANCHOR-REAR
 <p>W 191 X R 149 X L 136 X T1 20.0 X T2 16.8</p>			 <p>W 210 X R 162 X L 157 X T1 17.8 X T2 11.2</p>		
HSB NO.	MODEL	PO.	HSB NO.	MODEL	PO.
HL5608	YORK LOW-BED	CAM-REAR	HL5612	DUMP TRAILER (DONGA TM)	REAR
 <p>W 210 X R 162 X L 159 X T1 18.8 X T2 16.5</p>			 <p>W 200 X R 187 X L 191 X T1 20.0</p>		

HSB NO.	MODEL	PO.	HSB NO.	MODEL	PO.
HL5627	LOW-BED (DONG-A) A/S	ANCHOR-REAR	HL5628	LOW-BED (DONG-A) A/S	CAM-REAR
 <p>W 191 X R 147.5 X L 139 X T1 15.5 X T2 10.5</p>			 <p>W 191 X R 147.5 X L 139 X T1 16.0 X T2 14.5</p>		
HSB NO.	MODEL	PO.	HSB NO.	MODEL	PO.
HL5642	TRAILER 20TON (SAMWON COMMERCE)	REAR	HL5652	CHINA NANJING (APG112-79100)	REAR
 <p>W 200 X R 187 X L 191 X T1 22.0</p>			 <p>W 160 X R 188.7 X L 190 X T1 16.8</p>		
HSB NO.	MODEL	PO.	HSB NO.	MODEL	PO.
HL5662	CHINA NANJING (G112-78300)	REAR	HL5677	CHINA NANJING (HFF3519105CKH1)	CAM-REAR
 <p>W 220 X R 188.7 X L 188 X T1 16.8</p>			 <p>W 220 X R 199 X L 181 X T1 16.8</p>		

HSB NO.	MODEL	PO.	HSB NO.	MODEL	PO.
HL5678	CHINA NANJING (HFF3519106CKH1)	CAM-REAR	HL5687	MERIT SPECIAL VEHICLE (ROR)	ANCHOR-REAR
 <p>W 220 X R 199 X L 184 X T1 16.8</p>			 <p>W 198 X R 170 X L 151 X T1 18.0 X T2 11.0</p>		
HSB NO.	MODEL	PO.	HSB NO.	MODEL	PO.
HL5688	MERIT SPECIAL VEHICLE (ROR)	CAM-REAR	HL5697	TOYO TRAILER	ANCHOR-F/R
 <p>W 198 X R 170 X L 151 X T1 19.0 X T2 16.0</p>			 <p>W 203 X R 203 X L 195 X T1 18.5 X T2 11.0</p>		
HSB NO.	MODEL	PO.	HSB NO.	MODEL	PO.
HL5698	TOYO TRAILER	CAM-F/R	HL5707	FB485 (SAMWON)	ANCHOR-REAR
 <p>W 217 X R 203 X L 189 X T1 18.9 X T2 15.5</p>			 <p>W 178 X R 203 X L 192 X T1 18.2 X T2 11.35</p>		

HSB NO.	MODEL	PO.	HSB NO.	MODEL	PO.
HL5708	FB485 (SAMWON)	CAM-REAR	HL5517	LOW-BED (DANA)	ANCHOR-REAR
 <p>W 178 X R 203 X L 192 X T1 19.0 X T2 16.5</p>			 <p>W 191 X R 149 X L 139 X T1 17.6 X T2 11.5</p>		
HSB NO.	MODEL	PO.	HSB NO.	MODEL	PO.
HL5568	LOW-BED (DANA)	CAM-REAR			
 <p>W 191 X R 149 X L 139 X T1 19.1 X T2 17.0</p>					
HSB NO.	MODEL	PO.	HSB NO.	MODEL	PO.